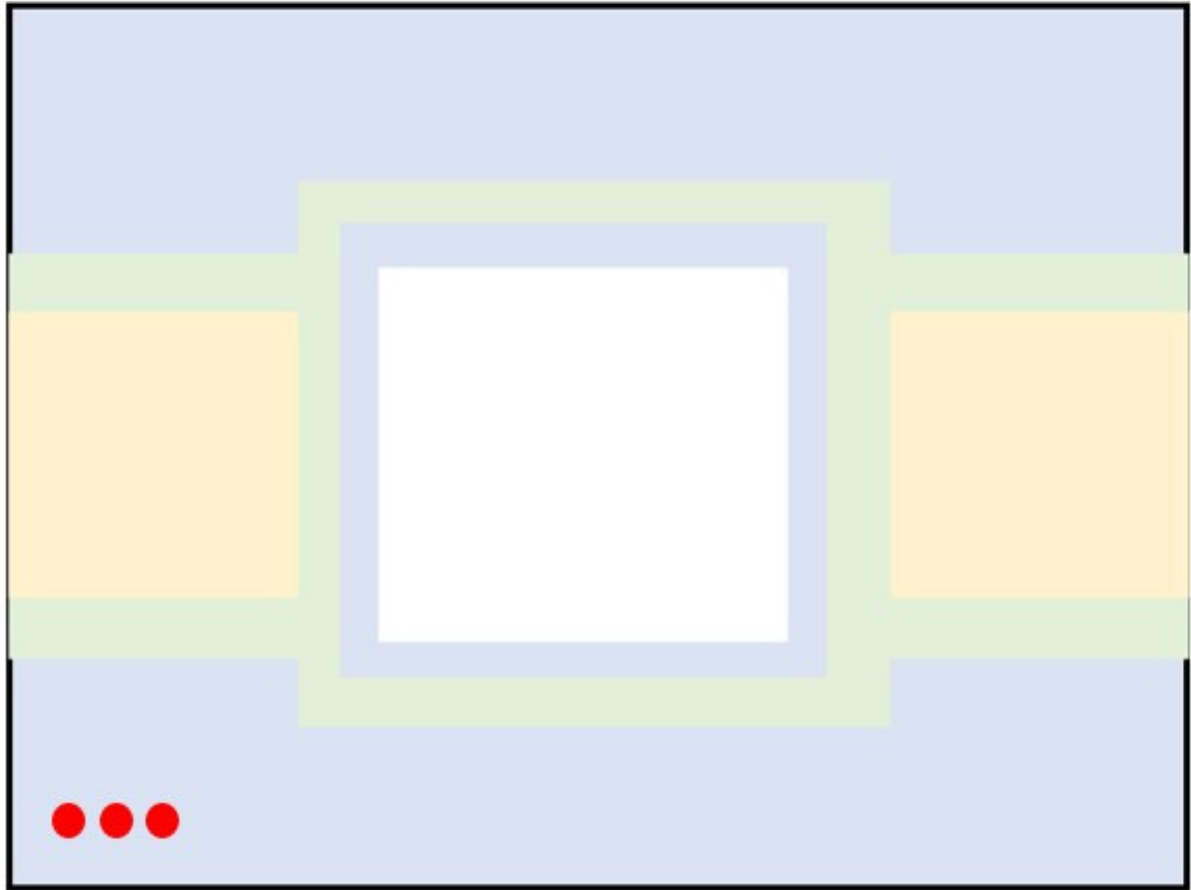


***Four Easy
Card Designs
with Measurements***



DESIGN #1



MEASUREMENTS

Cardstock Color A (card base) - 8 1/2" x 5 1/2"; scored at 4 1/4" (blue shaded area)

Cardstock Color A - 2 3/4" x 2 3/4"

Cardstock Color B - 2" x 5 1/2" (green shaded area)

Cardstock Color B - 3" x 3"

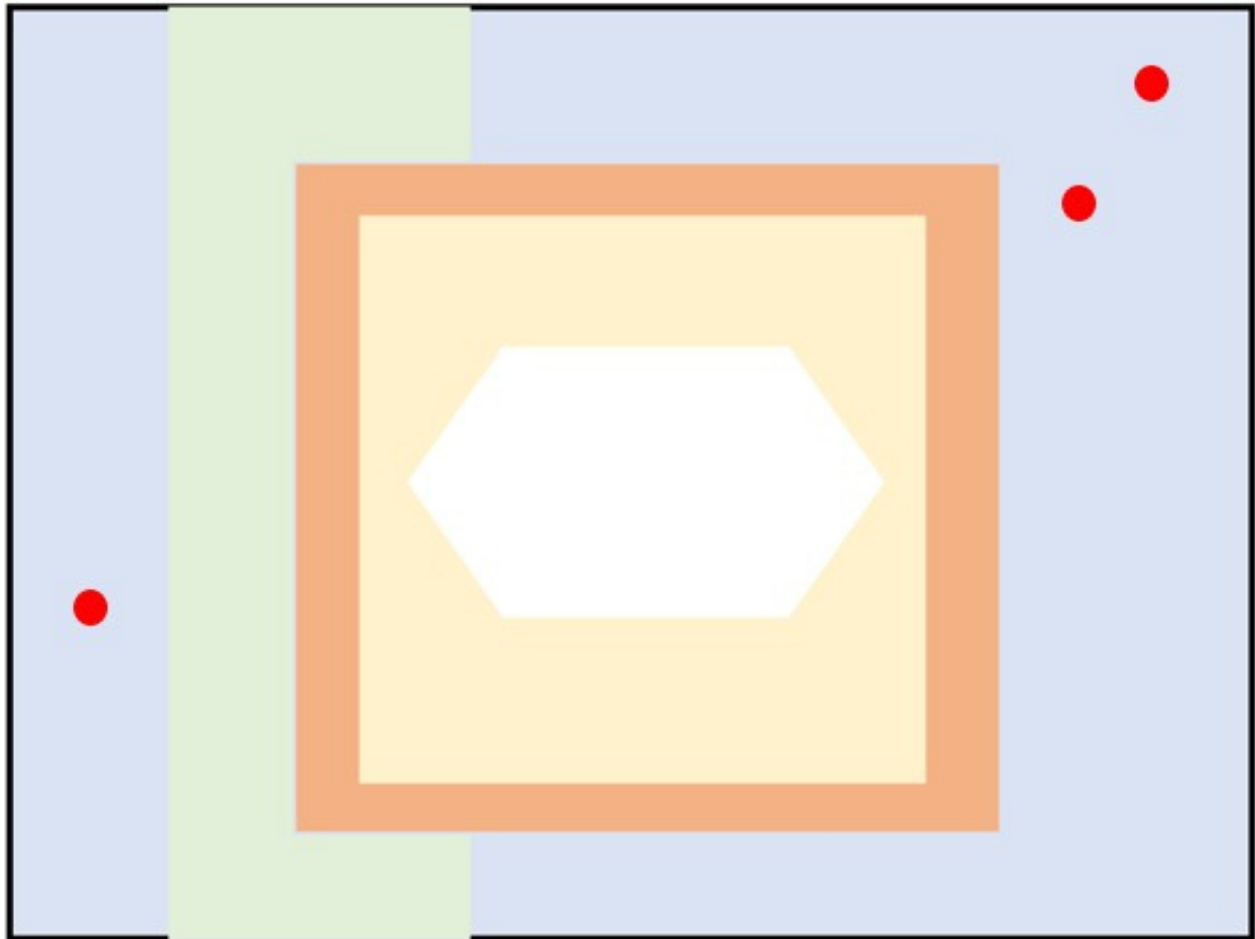
White Cardstock - 2 1/2" x 2 1/2" (white shaded area)

Designer Series Paper (Patterned Paper) - 1 1/2" x 5 1/2" (yellow shaded area)

Embellishments of choice (red shaded area)



DESIGN #2

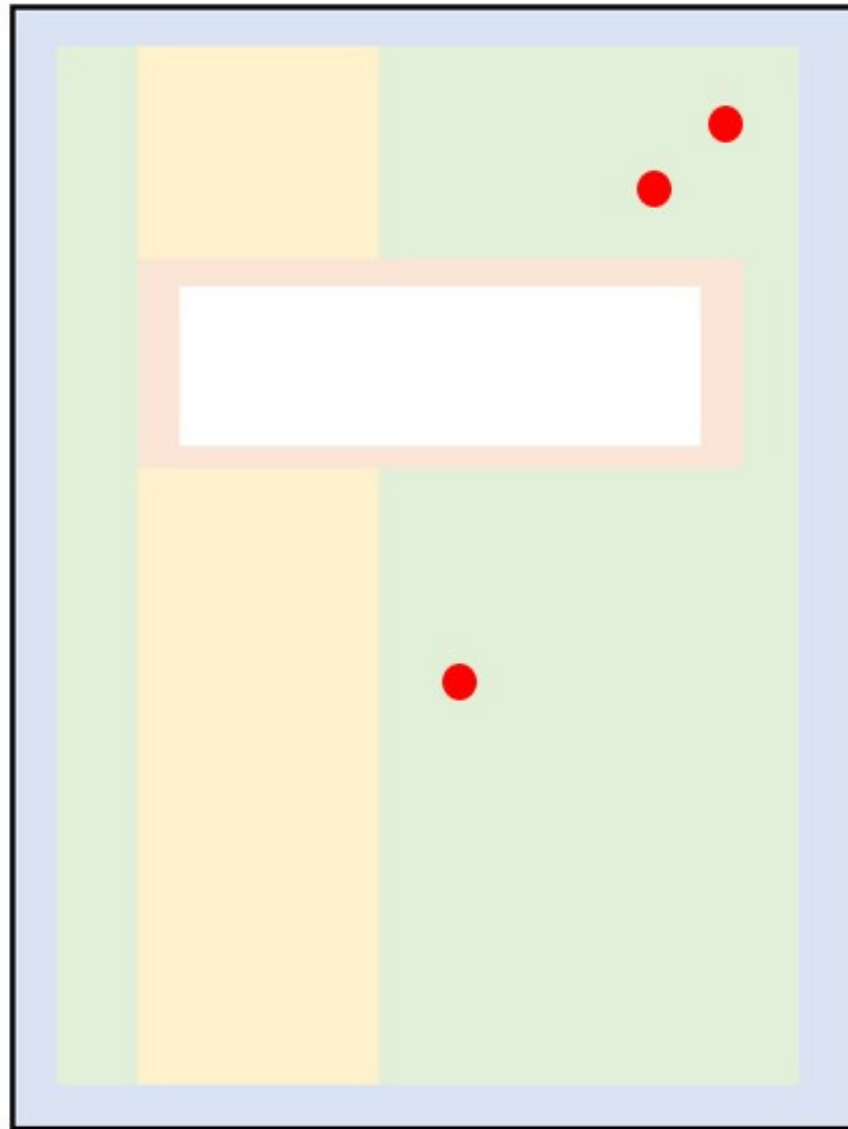


MEASUREMENTS

- Cardstock Color A (card base) - $8 \frac{1}{2}'' \times 5 \frac{1}{2}''$; scored at $4 \frac{1}{4}''$ (blue shaded area)
- Cardstock Color B - $1 \frac{1}{2}'' \times 4 \frac{1}{4}''$ (green shaded area)
- Cardstock Color C - $3 \frac{1}{4}'' \times 3 \frac{1}{4}''$ (orange shaded area)
- White Cardstock - punched or die cut shape (white shaded area)
- Designer Series Paper (Patterned Paper) - $3'' \times 3''$ (yellow shaded area)
- Embellishments of choice (red shaded area)



DESIGN #3

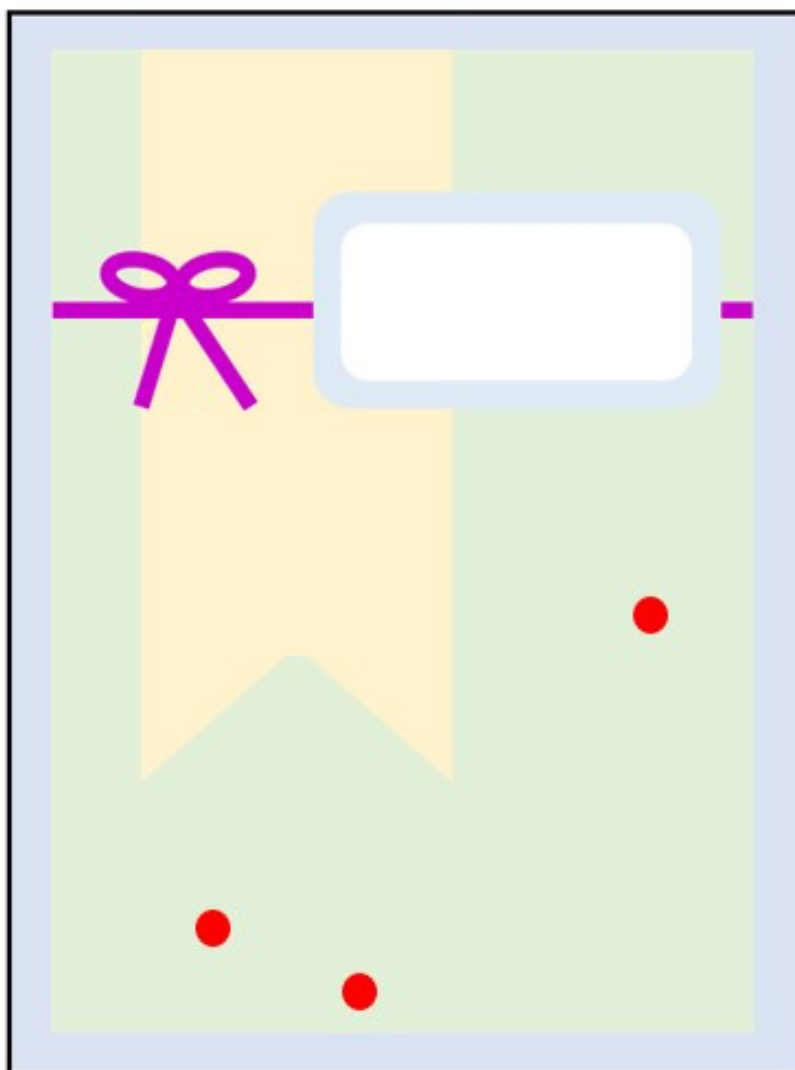


MEASUREMENTS

- Cardstock Color A (card base) - 8 ½" x 5 ½"; scored at 4 ¼" (blue shaded area)
- Cardstock Color B – 4" x 5 ¼" (green shaded area)
- Cardstock Color C – 1 ½" x 3 ½" (orange shaded area)
- White Cardstock – 1" x 3" (white shaded area)
- Designer Series Paper (Patterned Paper) – 1" x 5 ¼" (yellow shaded area)
- Embellishments of choice (red shaded area)



DESIGN #4



MEASUREMENTS

- Cardstock Color A (card base) - 8 ½" x 5 ½"; scored at 4 ¼" (blue shaded area)
- Cardstock Color B – 4" x 5 ¼" (green shaded area)
- Cardstock Color A – 1 ½" x 2 ¼"
- White Cardstock – 1" x 2" (white shaded area)
- Designer Series Paper (Patterned Paper) – 2" x 4" (yellow shaded area) with end flagged
- Ribbon – about 18" (purple shaded area)
- Embellishments of choice (red shaded area)

